

The Seiberg-Witten Solution

Now let's return to \mathbb{R}^4 and ask: what is the physics of $\mathcal{N}=2$ SYM at "very low" energies?

We'll attempt to describe the physics by an action including only the massless fields.

What are they?

A tricky question: the global minimum of S is actually degenerate!

Any config with $F=0$, $D\phi=0$, $[\phi, \bar{\phi}]=0$ is a global minimum ("classical vacuum").

Such a ϕ can be diagonalized: $\phi = \frac{1}{\sqrt{2}} \begin{pmatrix} a & 0 \\ 0 & -a \end{pmatrix}$

So have a \mathbb{C}/\mathbb{Z}_2 worth of inequivalent classical vacua. $u = \text{Tr} \phi^2 = a^2$.

Let's expand around one such vacuum. If $u \neq 0$, Higgs mechanism breaks $SU(2) \rightarrow U(1)$.

W bosons get masses $\sim |g a|$ as we've discussed.

Same also happens for off-diagonal components of λ^\pm .

Crude approximation: set all massive fields to zero. Then, we get a field theory of:

$$\mathcal{L} = \begin{cases} a: X \rightarrow \mathbb{C} \\ (P, \nabla) U(1) \text{ conn.} \\ \lambda^\pm \in T(S^\pm \otimes \mathbb{R}) \end{cases}$$


i.e. $\mathcal{N}=2$ SYM, $G=U(1)$, with the same (g, \mathcal{V}) as we had in the original $G=SU(2)$ theory,

$$S = \frac{1}{g^2} \int \|da\|^2 + i\mathcal{V} \int F \wedge F + \dots = \int (\text{Im} \tau) \|da\|^2 + \frac{i\tau}{4\pi} \int \|F_+\|^2 + \frac{i\bar{\tau}}{4\pi} \int \|F_-\|^2$$

$$\left[\text{Recall } u = a^2, \text{ so can also write this as } S = \frac{1}{g^2} \int \frac{\|du\|^2}{|u|^2} + \dots \quad \tau = \frac{\mathcal{V}}{2\pi} + \frac{4\pi i}{g^2} \right]$$

This part describes a σ -model into the space of vacua, with Kähler metric;


Singularity at $u=0$. Interpretation: this is the pt. where W bosons become massless.



But this isn't the exact action: we should include interactions coming from integrating out.

First: running coupling of the original $SU(2)$ theory. Let g_{eff}^2 be eff. coupling at scale a .

Perturbation theory $\Rightarrow \frac{1}{g_{\text{eff}}^2} = \frac{1}{4\pi^2} \log \frac{|u|}{\Lambda_s}$



(Only 1-loop contribution — higher loops vanish!)

So, the effective action must have a coupling that depends on a .

And, it must be supersymmetric.

Turns out, this imposes a constraint: $\tau = \tau(a)$ should be holomorphic.

So the running of θ is determined by that of g : $\tau(a) = \frac{i}{\pi} \log \frac{u}{\Lambda_s}$ in pert. theory

Or, a slicker way: in the orig. $SU(2)$ th., anomaly implies that $\langle \sigma \rangle_{\mathcal{D}_0} = \langle \sigma^\alpha \rangle_{\mathcal{D}_0 + \delta\alpha}$

[where σ^α is the $U(1)_R$ transformⁿ of σ]

ie: acting with $U(1)_R$ can be compensated by shifting $\mathcal{D}_0 \rightarrow \mathcal{D}_0 + \delta\alpha$.

This $\Rightarrow \mathcal{D}_{\text{eff}}(u) = \mathcal{D}_{\text{eff}}(e^{4i\alpha} u) + \delta\alpha$, in pert theory (proof required here! instantons destroy this relation)

Now, under monodromy $u \rightarrow e^{2\pi i} u$ we have $\tau \rightarrow \tau - 2$

$a \rightarrow e^{\pi i} a$ $a \rightarrow -a$

Looks bad: our action is multi-valued!

But recall that this is a duality symmetry: the abelian gauge theory w/ coupling τ and w/ coupling $\tau - 2$ are equivalent. (Part of the $SL(2, \mathbb{Z})$ duality group: $\begin{pmatrix} -1 & 2 \\ 0 & -1 \end{pmatrix}$)

So the low energy physics is subtle: we can describe it by an action in each domain of field space, in an $SL(2, \mathbb{Z})$ worth of ways, but cannot give a single action that works globally.

Now: what is the effective action?

Let's formulate our problem mathematically. We seek:

- A complex curve \mathcal{B} (possibly singular)
- A holomorphic function $u: \mathcal{B} \rightarrow \mathbb{C}$ [$u = \langle \text{Tr } \phi^2 \rangle$]
such that \exists an open subset $\mathcal{U} \subset \mathcal{B}$ s.t. $u: \mathcal{U} \xrightarrow{\sim} \{|u| > C\} \subset \mathbb{C}$
- A holomorphic map $\tau: \mathcal{B} \rightarrow \mathbb{H}/\text{SL}(2, \mathbb{Z})$
such that as $|u| \rightarrow \infty$ in \mathcal{U} , $\tau \rightarrow \frac{i}{\pi} \log \frac{u}{\lambda_s}$

The existence of u which is 1-1 on \mathcal{U} implies that $\overline{\mathcal{B}} \simeq \mathbb{C}P^1$, $\mathcal{B} \simeq \mathbb{C}$.

i.e.  doesn't happen.

But then existence of τ leads to a paradox: \mathcal{B} is simply connected, so

$$\tau: \mathcal{B} \begin{array}{l} \xrightarrow{\exists} \mathbb{H} \\ \rightarrow \mathbb{H}/\text{SL}(2, \mathbb{Z}) \end{array}$$

That's inconsistent with the monodromy we found near ∞ !

OK, so maybe we should allow that our effective theory breaks down at some points of \mathcal{B} . (Like what we saw in the classical approx.) So, let τ be defined only on the complement of some "singular locus" $D \subset \mathcal{B}$.

Could D be a single point, as we had classically?

$$\text{Then } \tau: \mathcal{B}' \begin{array}{l} \xrightarrow{\sim} \mathbb{H}/\mathbb{Z} \\ \rightarrow \mathbb{H}/\text{SL}_2 \mathbb{Z} \end{array}$$

\Rightarrow , $\text{Im } \tau$ is a globally defined, harmonic f^n on $\mathcal{B}' \simeq \mathbb{C}^x$.
But then it can't be nonconstant and everywhere positive.
(e.g. study DE obeyed by the average along S^1)

Could D be two points? Maybe...

Let's try to understand what kinds of singularities we should allow.

Some kinds of singularities we could understand: places where some particle becomes massless. Suppose we pick a duality frame where the massless particle carries only electric charge. Then, can write an effective Lagrangian in which this particle is represented by a field:

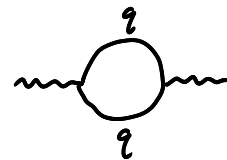
$$\mathcal{L} = \left\{ \begin{array}{l} (P, \nabla) \\ \lambda^\pm \\ a \in \Gamma(\mathfrak{g}_c) \\ D \\ \psi^\pm \in \Pi T'(S^\pm \otimes V_c)_p \quad \chi^\pm \in T'(S^\pm \otimes V_c)_p \\ q \in T'(V_c)_p \otimes \mathbb{R} \end{array} \right\} \text{ as usual in } \mathcal{N}=2 \text{ gauge theory}$$

Action: $S = S_{\text{gauge}} + \int_X \|\nabla q\|^2 + \|(m+a)q\|^2 + \text{terms involving fermions}$

This means that (expanded around a fixed a) the field q has mass $m' = |m+a \cdot c|$.

Now, suppose we integrated out this field.

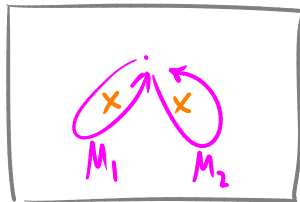
That produces $\tau = \frac{c^2}{\pi i} \log\left(\frac{m'}{\Lambda'}\right) + \text{const.}$



So, $\left\{ \begin{array}{l} \text{if } c=0 \text{ then } \tau \text{ is indep of } m' \\ \text{if } c \neq 0 \text{ then } \tau \text{ is singular at } m'=0, \text{ i.e. at } a = -\frac{m}{c} \end{array} \right.$

The monodromy around this sig. pt is conj. to $\begin{pmatrix} 1 & 2c^2 \\ 0 & 1 \end{pmatrix}$

So: Suppose we assume there are exactly 2 singular points and both are of this type.



Put singularities, say, at $u = \pm \Lambda^2$.

$$\left. \begin{array}{l} M_1, M_2 = \begin{pmatrix} -1 & 2 \\ 0 & -1 \end{pmatrix} \\ \text{Tr } M_1 = \text{Tr } M_2 = 2 \end{array} \right\} \Rightarrow M_1 = \begin{pmatrix} 3 & 2 \\ -2 & -1 \end{pmatrix}, M_2 = \begin{pmatrix} 1 & 0 \\ -2 & 1 \end{pmatrix} \left(\text{up to conj. by } \begin{pmatrix} 1 & k \\ 0 & 1 \end{pmatrix} \right)$$

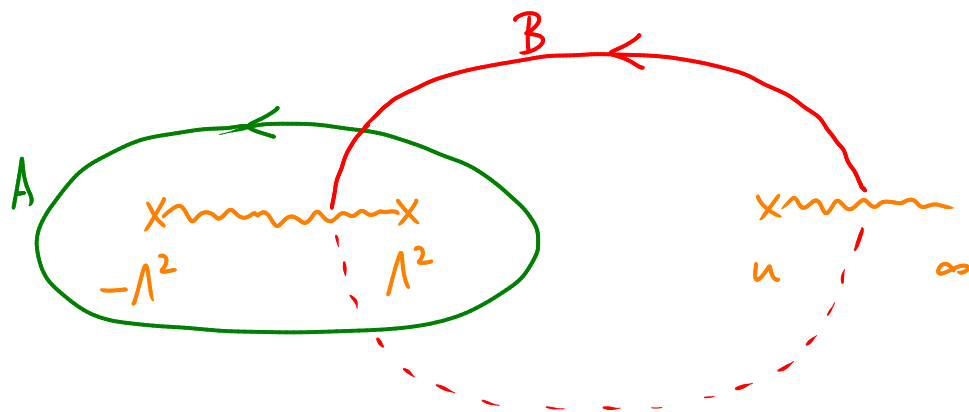
These matrices generate $\Gamma(2) = \{M \in SL_2\mathbb{Z} : M \equiv 1 \pmod{2}\}$

SW found an explicit description of τ with these monodromies:

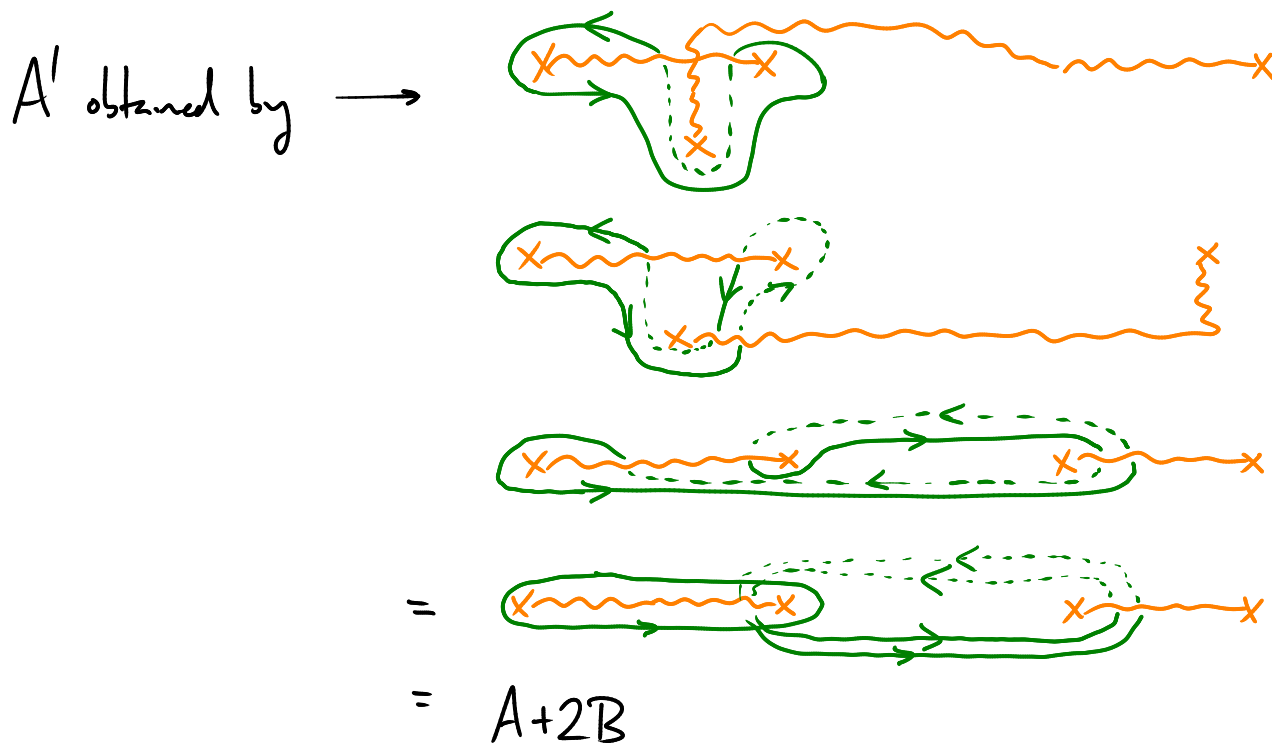
Consider a family of elliptic curves over \mathbb{P}^1 : $\sum_u = \{y^2 = (x-u)(x-\Lambda^2)(x+\Lambda^2)\}$

The τ for this family of elliptic curves determines the desired effective action!

To check the monodromy: note that the $SL(2, \mathbb{Z})$ action can be read off from the "Gauss-Manin connection" in $H_1(\Sigma, \mathbb{Z})$



Upon moving u around Λ^2 , A and B are dragged into cycles A' and B' :



And similarly (but much more easily), $B' = B$.

So $M_1 = \begin{pmatrix} 1 & 0 \\ 2 & 1 \end{pmatrix}$ indeed. Similarly, check $M_\infty = \begin{pmatrix} -1 & 2 \\ 0 & -1 \end{pmatrix}$

To discover this family of curves: note M_1, M_∞ generate $T^2(2)$

So we want a family of "elliptic curves with level 2 structure." One way to describe that: family of cubic curves w/ 4 sections. $(0, \frac{1}{2}, \frac{\tau}{2}, \frac{\tau+1}{2})$

The family we wrote down has 4 manifest sections $(u, \Lambda^2, -\Lambda^2, \infty)$

and in fact it's known to be the universal family of ell. curves w/ level 2 structure.

Remarks

• The curves Σ_u at first sound like an "unphysical" gadget, only useful as an auxiliary. But, they turned out to have a more direct meaning...

• The points $u = \Lambda^2, -\Lambda^2$ are loci where Σ_u becomes singular
(node)



• To check the picture, use BPS mass formula: $M = |a| = \int_Y \lambda$

$$Y \in H_1(\Sigma, \mathbb{Z})$$

$$\lambda = \frac{dx}{y} \quad \text{meromorphic 1-form}$$