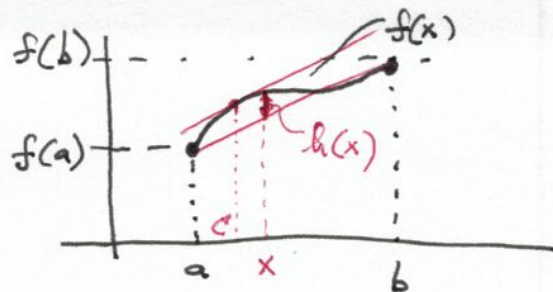


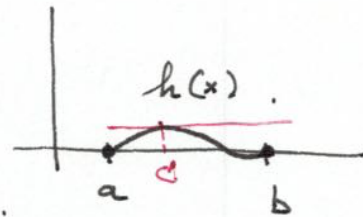
Check (mean value thm).



Connecting line:

$$y = \underbrace{\frac{f(b)-f(a)}{b-a}}_{\text{slope}} \cdot (x-a) + f(a)$$

$$h(x) = f(x) - \left(\frac{f(b)-f(a)}{b-a} \cdot (x-a) + f(a) \right)$$



Rolle's thm: There is c in (a, b) where $h'(c) = 0$.

$$\Rightarrow h'(c) = 0 = f'(c) - \frac{f(b)-f(a)}{b-a} = 0$$

$$\Rightarrow f'(c) = \frac{f(b)-f(a)}{b-a} \quad \text{slope of connecting line.}$$

↑
slope of tangent line at $f(c)$


Derivatives & shape of graphs.

What do we learn from f' about f ?

Increasing/decreasing:

- if $f'(x) > 0$, then f is increasing at x .

- if $f'(x) < 0$, then f is decreasing at x .

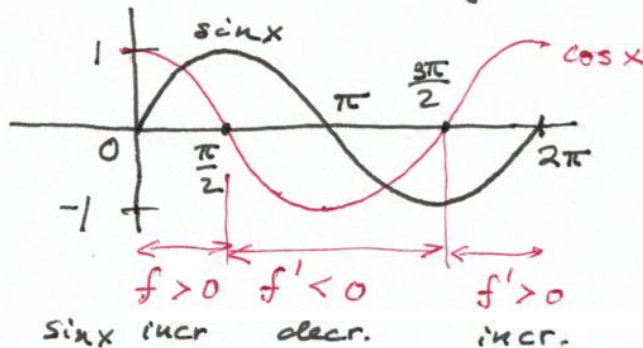


Ex


$$f(x) = \sin x$$

$$0 \leq x \leq 2\pi.$$

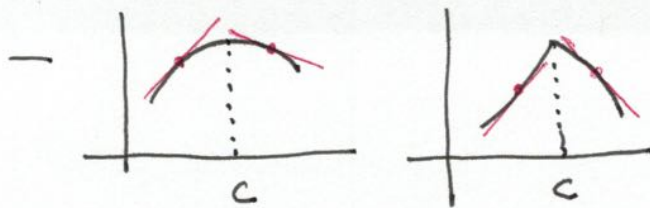
$$f'(x) = \cos x$$




If f is continuous, and c is a critical number ($f'(c) = 0$ or $f'(c)$ does not exist)



if f' changes from < 0 to > 0 at c , then f has a local min at c .



if f' changes from > 0 to < 0 at c , then f has a local max at c .



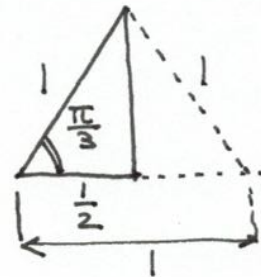
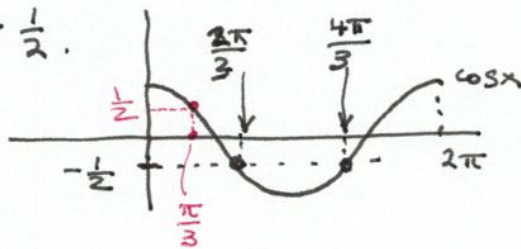
if f' does not change sign at c , then f has no local max or min at c .

Ex Find local min, max of $f(x) = x + 2 \sin x$, $0 \leq x \leq 2\pi$.

f is continuous on $[0, 2\pi]$, and differentiable in $(0, 2\pi)$

Crit. pts. in $(0, 2\pi)$: $f'(x) = 1 + 2 \cos x = 0$ (all crit pts in $(0, 2\pi)$ are of this type).

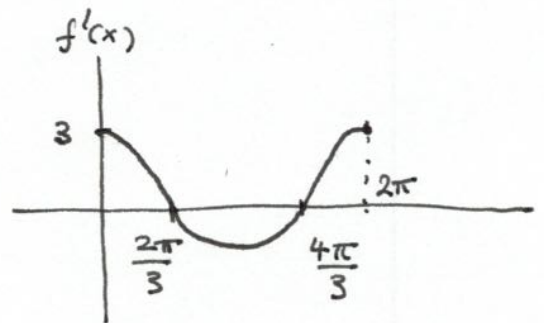
$$\cos x = -\frac{1}{2}$$



crit. pts. in $(0, 2\pi)$: $\frac{2\pi}{3}, \frac{4\pi}{3}$.

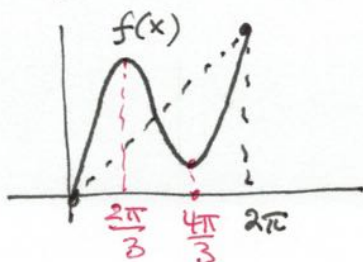
Look at signs of f' :

Intervals	$f'(x)$	$f(x)$
$(0, \frac{2\pi}{3})$	+	increasing.
$(\frac{2\pi}{3}, \frac{4\pi}{3})$	-	decreasing.
$(\frac{4\pi}{3}, 2\pi)$	+	increasing.



intervals between crit. pts $0, \frac{2\pi}{3}, \frac{4\pi}{3}, 2\pi$.

Crit numbers: $\frac{2\pi}{3}$ local max | 0 local min.
 $\frac{4\pi}{3}$ local min | 2π local max.




Second derivative

f' \sim slope of the tangent line.


f'' \sim how does the graph of f bend away from the tangent line?

Def:



(\sim convex)

graph of f is above the tangent



\sim concave

graph of f is below the tangent.

Concavity test: Assume f twice differentiable on (a, b) .

Then: 1) if $f''(x) > 0$ for x in (a, b) , then f is concave up in (a, b) ,

2) if $f''(x) < 0$ ————— " ————— concave down —————

Why? f'' tells you how f' changes.

$f'' > 0 \Rightarrow f'$ increasing \sim f gets steeper.


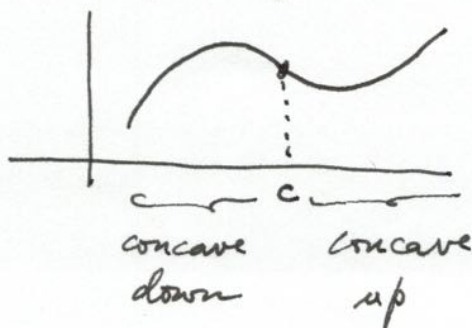


\Rightarrow concave up.

similarly, $f'' < 0 \Rightarrow f'$ decreasing.

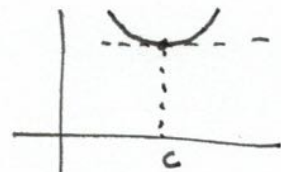
Def

A point c corresponds to an inflection point if f'' changes sign at c , and f continuous at c .

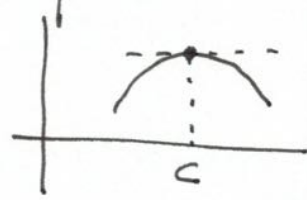


Then (2nd derivative test) Assume f'' is continuous near c .

1) if $f'(c) = 0$, and $f''(c) > 0$
then f has a local min at c



2) if $f'(c) = 0$, and $f''(c) < 0$
then f has a local max at c .



Remark: If $f'(c)$ does not exist, then $f''(c)$ also doesn't exist, and we can't use the 2nd derivative test. Then, we have to check if f' changes sign at c .